

European Football for



Development Network

**EFDN**

COMMUNITY & FAN SURVEY REPORT

# FOOTBALL FOR CLIMATE JUSTICE

How do football fans across Europe feel about climate change and their club's role in fighting it.



**TOGETHER WE ARE #Morethanfootball**

[WWW.EFDN.ORG](http://WWW.EFDN.ORG)

# CONTENTS

<b>Executive Summary</b>	<b>3</b>
<b>1. Introduction</b>	<b>4</b>
<b>2. Methodology</b>	<b>5</b>
2.1 Question design	6
2.2 Promoting survey engagement	7
2.3 Number of questionnaires collected	8
<b>3. Participants/Sample</b>	<b>9</b>
3.1 Demographic breakdown of participants	10
<b>4. Results</b>	<b>11</b>
4.1 The Role of the football clubs in developing solutions to climate change	12
4.2 Access to decision-making	13
4.3 The energy transition	15
4.4 Mobility	19
4.5 Food	20
4.6 Access to green space and clean air	22
4.7 LALIGA	25
<b>5. Conclusion</b>	<b>27</b>



**FUNDACIÓN  
LALIGA**



**tasc**  
Think tank for action on social change

## EXECUTIVE SUMMARY

This report is based on a survey of 1,432 community members and football fans across seven football clubs conducted during February and March 2023. This research endeavours to understand the climate and environmental justice challenges facing local football fans and their fellow community members. The findings of this survey will be used as part of the Football for Climate Justice project to explore how football clubs can engage in, and support community-led climate action through community wealth building.

The findings from this survey highlight existing enabling conditions that could support transformative climate action in addition to a number of climate and environmental justice challenges facing local football fans and their communities. For instance:

## THE ROLE OF FOOTBALL CLUBS, FAN-CLUB CONNECTION AND COMMUNITY COHESION

- A majority of participants feel connected to their football club (79%), connected to their local community (79%), and believe that alongside actors such as local and national government, football clubs have a role to play in developing the solutions to climate change (53%).

## ACCESS TO DECISION-MAKING

- One-quarter of participants feel that their voice is not taken into consideration regarding local decision-making, while 37% are on the fence.
- Just 20% of Ferencvárosi TC and Bohemian F.C. participants feel that they and their neighbours have a say in the decisions that are made locally.

## THE ENERGY TRANSITION

- At least 6 in 10 participants are reliant on fossil fuels to heat or cool their homes. This is highest among Ferencvárosi TC, Bohemian F.C., Club Brugge, and SV Werder Bremen participants. Apart from Real Betis, a majority of participants at all clubs use gas as their main form of energy at home.
- One-quarter of participants are struggling to pay their energy bills some or most of the time. This is felt most acutely among Real Betis, FC Twente, and Bohemian F.C participants.
- There is a widespread need for energy efficiency renovations amongst participants (69%) and their local communities (79%).

## MOBILITY

- 21% are dependent on, or use a private vehicle such as a car or van to get to where they need to go. 78% use sustainable modes of transport. At the club level, mobility patterns vary widely.

## ACCESS TO LOCAL AFFORDABLE FOOD

- 18% of participants feel that they do not have access to affordable local produce near their homes. 79% feel that they do.

## ACCESS TO PUBLIC GREEN SPACE AND CLEAN AIR

- 15% of participants live within an 11-30 minutes' walk of public green space. FC Twente participants tend to live further from public green space than their counterparts. 83% live within a 10-minute walk of publicly accessible green space.
- 17% are fairly or very dissatisfied with the quality of green space near their home. Dissatisfaction is highest among Real Betis and Ferencvárosi TC participants, where almost one in four (23%) are dissatisfied.
- When asked if air pollution is an issue locally, participants are more likely to respond yes, than no. 18% are unsure.

These findings can be interpreted as an argument for football clubs to pursue a leadership role in supporting community-led approaches to climate action. Across the board and at the club level, there are several climate justice challenges and needs that football clubs can respond to as regards access to decision-making, the energy transition, mobility, and access to green space and fresh air. Strong relationships between fans, community members and their clubs present fertile ground for football clubs to act as community wealth builders for climate action in their localities.

## INTRODUCTION

Across the world, football brings people together from all walks of life and inspires generations. As is well documented, football can be extractive by exacerbating inequalities between those who have a financial stake in the game and the fans, or, it can be a deep-rooted local institution, pursuing social justice and supporting fans and the community in which it is based.<sup>1</sup>

The objective of this work package within the Football for Climate Justice project—Research and Development of Resources for Community-based Actions—is to explore how football clubs and leagues can contribute to and support community-based climate action that benefits both people and the planet. Recognising that the climate crisis threatens everything from our health to our ability to access food, water and shelter, it has become clear that climate change is not merely an emissions problem, it is also a human rights problem that requires people-centred solutions. This Football for Climate Justice project seeks to explore the role that football clubs can play within their local communities to secure a safer and fairer world for the future.

Football clubs and leagues can play a transformative role in the transition to a safe and fair future by supporting community-led development for climate justice. This people-centred approach to climate action is outlined in TASC’s People’s Transition model.<sup>2</sup> Viewing climate action as an enabler of local development, the People’s Transition aims to tackle inequality and raise standards of living through the implementation of climate solutions.

The People’s Transition model is underpinned by the theory of community wealth building—“a people-centred approach to local economic development, which redirects wealth back into the local economy, and places control and benefits into the hands of local people”.<sup>3</sup> Core to the concept of community wealth building are anchor institutions; organisations that are rooted in a place and have the potential to engage with the local economy. Examples of anchor institutions include local authorities, universities and hospitals. This project recognises that football clubs are anchor institutions in their localities and given the will to do it, can become community wealth builders for climate action through their procurement, employment and land use practises. Working in collaboration with local government and other bodies, football clubs have a unique role to play in the community wealth building ecosystem.

To understand how football clubs can act as community wealth builders for climate justice,

we first must try to understand the climate and environmental justice challenges facing the communities in which football clubs are based. In this regard, this report describes the methodology and results of a survey conducted as part of the Football for Climate Justice project.

The following partners participated in collecting survey responses:

- Bohemian Football Club, Dublin, Ireland
- Club Brugge Koninklijke Voetbalvereniging, Bruges, Belgium
- Ferencvárosi Torna Club, Budapest, Hungary
- Football Club Twente, Enschede, Netherlands
- Fußball-Club St Pauli, Hamburg, Germany
- Real Betis Balompié, Seville, Spain
- Sportverein Werder Bremen, Bremen, Germany
- FUNDACIÓN LALIGA, Spain

There are two additional project partners that did not collect survey responses. They are the European Football for Development Network, who undertake the role of project coordinator, and TASC, the Think-tank for Action on Social Change, who are the Football for Climate Justice research partner and author of this report. To our knowledge, this is the first time a survey of this nature has been conducted by football clubs across a range of geographies.

While this report focuses predominantly on the survey results relating to participating football clubs, football leagues can also play an important role in supporting community-based climate action. Football leagues like project partner LALIGA possess a unique ability, owing to their mandate and national standing, to engage not only with fans and communities but also with national clubs and other leagues.

Building upon the findings from this survey, the coming months will see each of the Football for Climate Justice partners work together to identify areas where clubs and leagues can work within their local communities to drive and support climate action, community cohesion and equitable development.

This report is structured as follows. Chapter 2 provides an overview of the methodology used to design, compile, and disseminate the survey. Chapter 3 provides a demographic overview of survey participants. Chapter 4 provides an analysis of the results of the survey and Chapter 5 concludes the report. It is important to note that results pertaining to FUNDACIÓN LALIGA are included only in section 4.7 of this report, they are not included in Chapter 3 or other sections of Chapter 4.

## 2. METHODOLOGY

Survey data was collected over a 6-week period, from February 17th to March 31st, 2023. Prior to that, in November 2022, TASC, the research partner and lead for this work package, held a workshop with all Football for Climate Justice project partners to collaboratively envisage how best to design and disseminate the survey in an inclusive manner. The consortium decided that the survey should be made available in Dutch, English, German, Hungarian and Spanish and that a video would be created to explain the concept of climate justice in an accessible way and in each of the languages listed above. Consortium partners shared iterative feedback on question design and minor amendments were made on a club-by-club basis, as necessary.

The People's Transition model is fundamentally place-based. Given that this fan survey aimed to distill the environmental and climate justice challenges facing local football fans and their communities, a key element of the design process was deciding the most effective way to reach local fans and community members. To achieve this, a specific set of questions was designed to understand the needs of those residing within a 4-kilometre radius of the club.

### 2.1 QUESTION DESIGN

Following the consortium meeting in November 2022, TASC conducted a review of the relevant literature and initiated the process of designing the survey questionnaire. For the purpose of this report, the following chapters will outline the methodology and results of the surveys completed by football fans and community members living within a 4-kilometre radius of their respective clubs.

The survey questions presented to participants were designed to consider justice theory, specifically distributive and procedural justice. In the context of the Football for Climate Justice project, distributive justice relates to how the benefits and burdens of climate change and climate action are shared in a community while procedural justice refers to the extent to which local football fans and their communities feel they have meaningful involvement in the decisions that are being made.<sup>5</sup> Distributive and procedural justice are just two dimensions of justice theory.

As such, subsequent versions of this survey should seek to also consider other possible dimensions of climate and environmental justice such as and restorative justice.

The final set of 25 questions was informed by existing cross-national studies and surveys designed to compare public opinion among member states of the European Union, such as the recently published Special Eurobarometer Report 527 on fairness perceptions of the green transition<sup>6</sup> and the Special Report 513 on climate change<sup>7</sup>. Iterative feedback and input from the Football for Climate Justice project partners also played a role in shaping the questionnaire. Survey questions were broadly grouped under themes related to urban climate and environmental justice challenges, including decision-making, energy transition, mobility, food, green space, and clean air.

### 2.2 PROMOTING SURVEY ENGAGEMENT

Each project partner employed various approaches to ensure that the target number of survey responses was achieved and that the survey was accessible. The aforementioned climate justice explainer video was shared on social media channels by several clubs to promote the survey. In addition, each club used a variety of different methods to disseminate the survey such as online newsletters, flyers, and social media posts, alongside direct engagement with local community members.

Initially, reaching local fans and community members within a 4-kilometre radius posed a challenge for most clubs. To address this, the survey deadline was extended to March 31st, allowing clubs time to explore novel approaches and reach the minimum target of 150 responses per club. Clubs also had the option to offer a survey incentive. FC St. Pauli was the only club that chose not to offer an incentive.

The target of 150 responses per club was calculated based on available population statistics to allow for a margin of error of 8% within a 95% confidence level. Future iterations of this survey should aim to build upon the survey engagement approaches used in this study—such as face-to-face surveying of local community members—to achieve a lower margin of error by sampling a greater proportion of the local population.

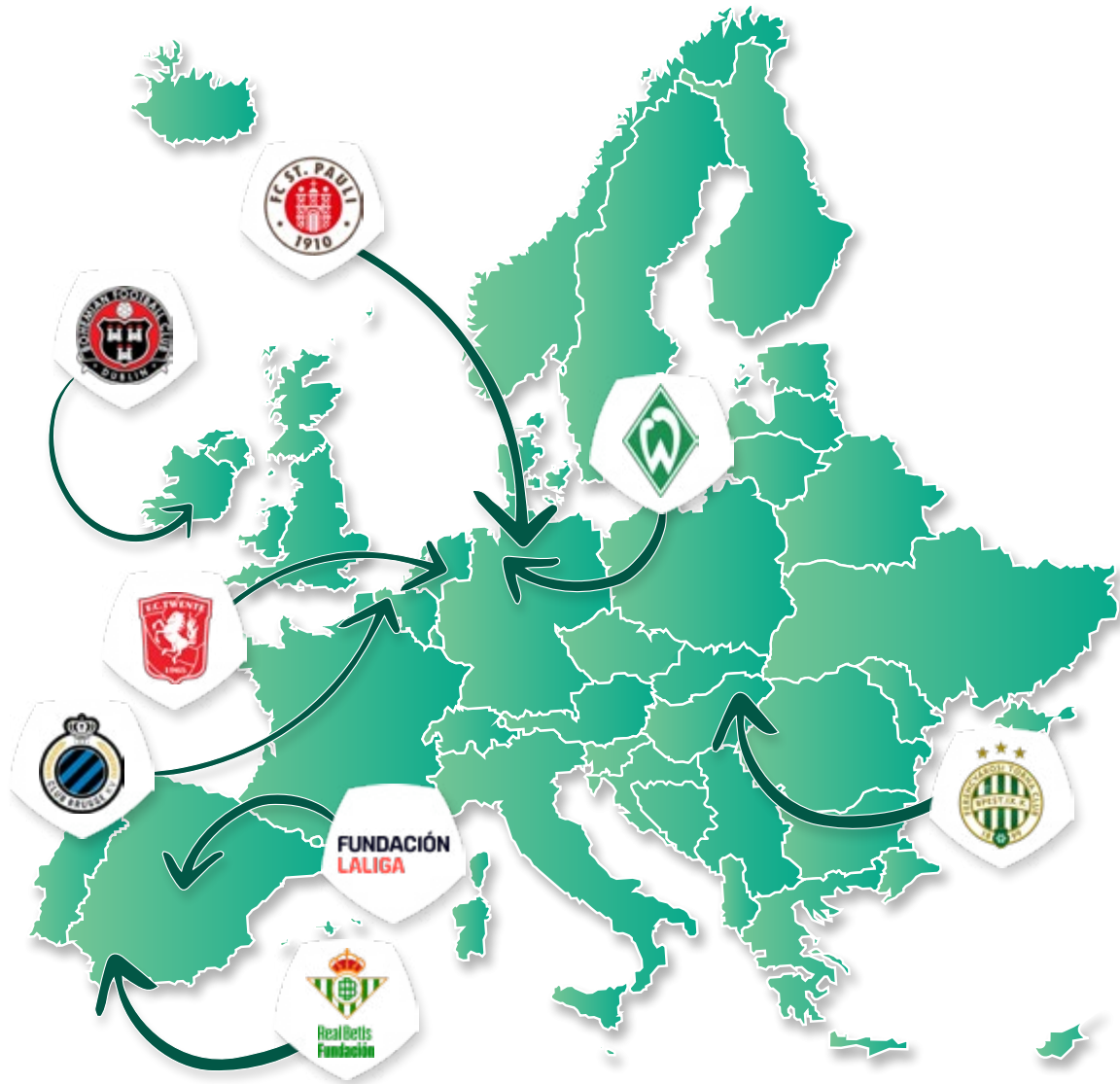
Lastly, FUNDACIÓN LALIGA shared the survey with clubs in their networks also. Due to the fact that LALIGA is a league and not a club with ‘local fans’ per se, it was necessary to analyse the LALIGA results separately as they could not be directly compared. The survey results pertaining to FUNDACIÓN LALIGA are presented in section 4.7 of this report and are not included in any other section of Chapter 3 or Chapter 4.

## 2.3. NUMBER OF QUESTIONNAIRES COLLECTED

A total of 1,432 questionnaires were collected by participating football clubs. The distribution for each partner can be seen below in Table 1. The number of respondents per question varies slightly due to the optional nature of most questions. The number of responses received for each question is indicated in the figure description below each graph.

FOOTBALL CLUB	CLUB CRESTS	COUNTRY	NUMBER OF QUESTIONNAIRES COLLECTED
Bohemian		Ireland	156
Club Brugge		Belgium	160
FC Twente		Netherlands	156
Ferencvárosi TC		Hungary	383
Real Betis		Spain	157
FC ST Pauli		Germany	267
Werder Bremen		Germany	153
<b>Club Total</b>			<b>1432</b>

Table 1 - Number of questionnaires collected



### 3. PARTICIPANTS / SAMPLE

#### 3.1. DEMOGRAPHIC BREAKDOWN OF PARTICIPANTS

##### Gender

##### Q. What is your gender?

A majority of survey respondents identify as male (61%), 38% identify as female, 0.4% identify as non-binary or genderfluid and 1% prefer to keep their gender identity anonymous (Figure 1). When examining data at the club level, FC Twente had the highest percentage of female participants at 52%, while Bohemian F.C. had the lowest rate of female participation at 28% (Figure 2).

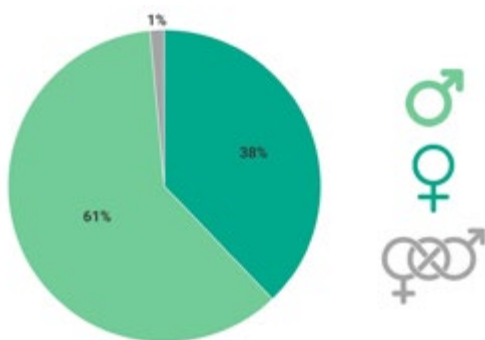


Figure 1 - Gender identification of participants (n=1,426)



Figure 2 - Club breakdown: Gender identification of participants (n=1,426)

## AGE

### Q. What age are you?

A majority of participants (56%) are between 16 and 44 years old. The largest share of participants is 35-44 years old (21%), followed by 25-34-year-olds at

19%, 45-54-year-olds at 17% and 55-64-year-olds at 16%. 11% of participants are over 65. (Figure 3).

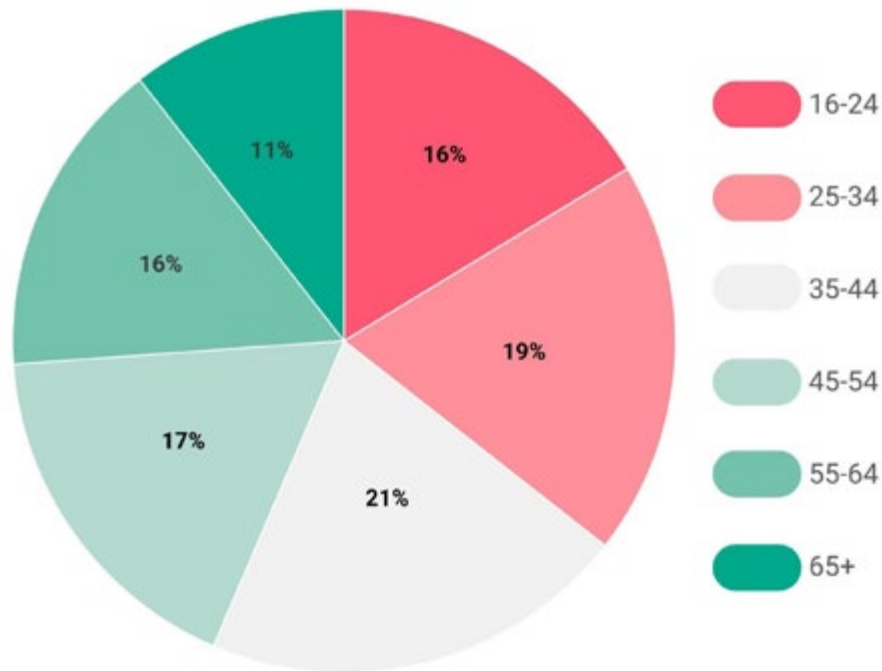


Figure 3 - Age of participants (n=1,428)

When broken down by club, Real Betis had the highest share of younger participants with 72% under the age of 35,

and Club Brugge engaged with the highest proportion of respondents over the age of 55 (39%) (Figure 4).

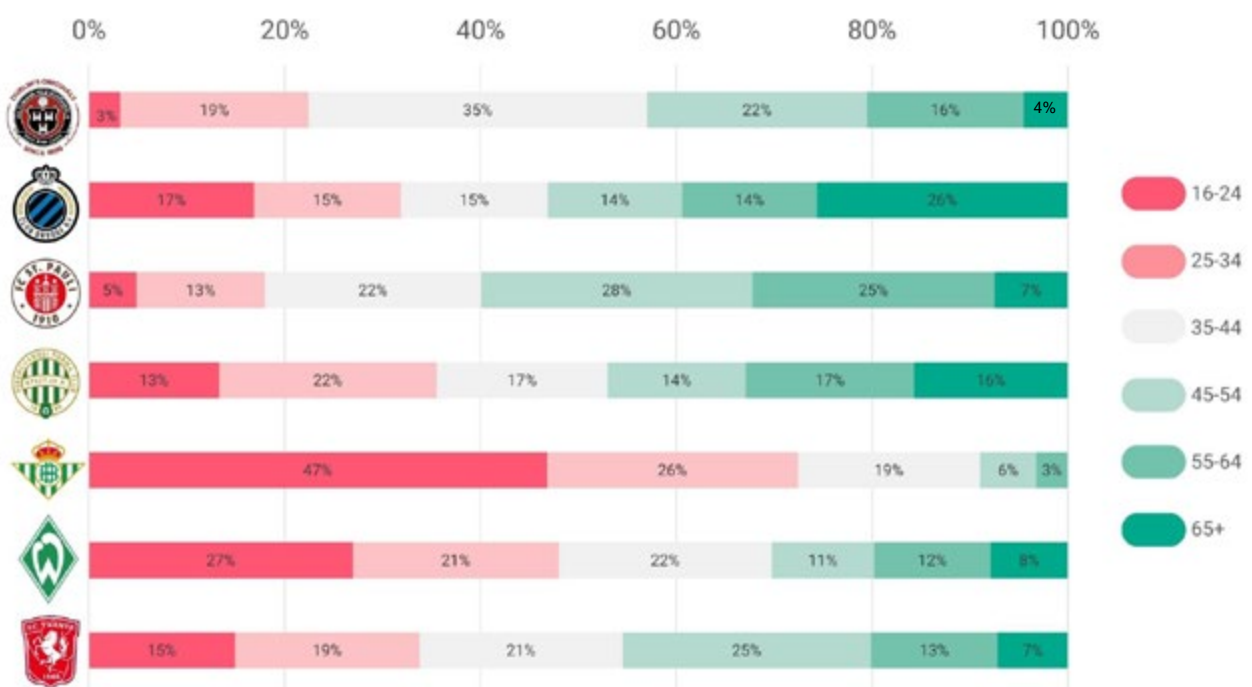


Figure 4 - Club breakdown: Age of participants (n=1,428)



## Employment status

### Q. What is your employment status?

Looking at employment status, 66% are working full-time, part-time or are self employed. 29% are not working for various reasons such as being retired, a student, a full time carer, a stay at home

parent, or may be unable to work due to a sickness or disability. 5% describe themselves as unemployed. (Figure 5).

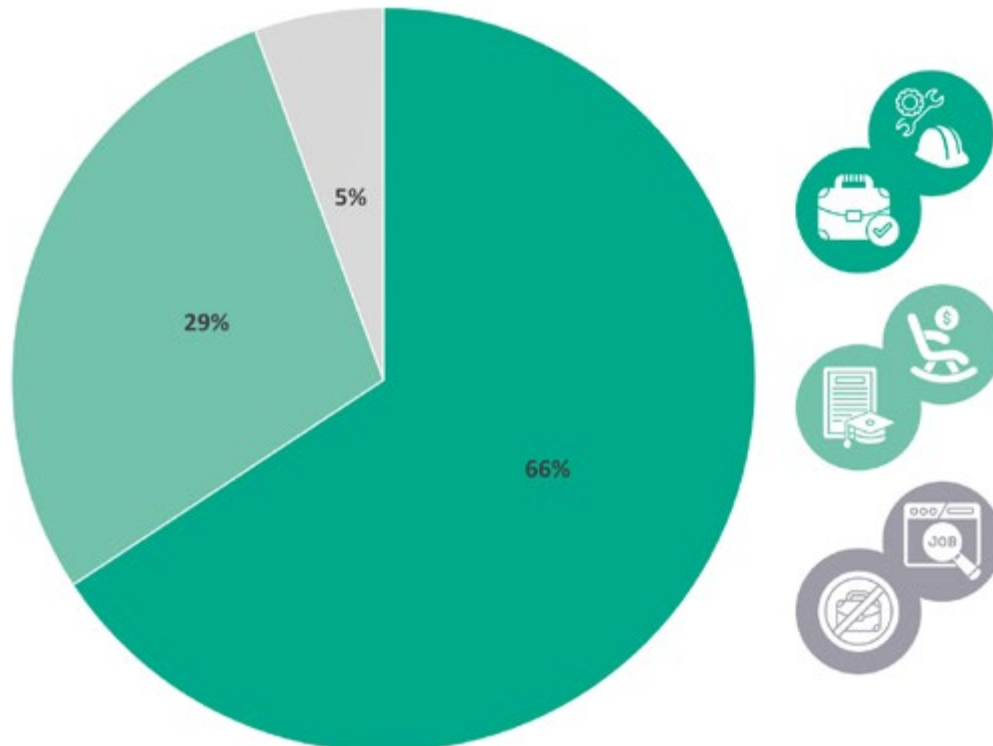


Figure 5 - Employment status of participants (n=1,415)

At the club level, the share of working participants was highest at Bohemian F.C. (85%), followed by FC St. Pauli (78%) and Ferencvárosi TC (76%). Unemployment is highest amongst Real Betis participants at 15%, followed by FC Twente at 6%. Real Betis heard from the largest share of students at 38%. The highest proportion of retired participants

can be found at Club Brugge (29%), followed by Ferencvárosi TC (17%). FC Twente recorded the largest share of participants that are unable to work (10%) while SV Werder Bremen recorded the largest share of participants that carry out caring duties full-time (4%) (Figure 6).



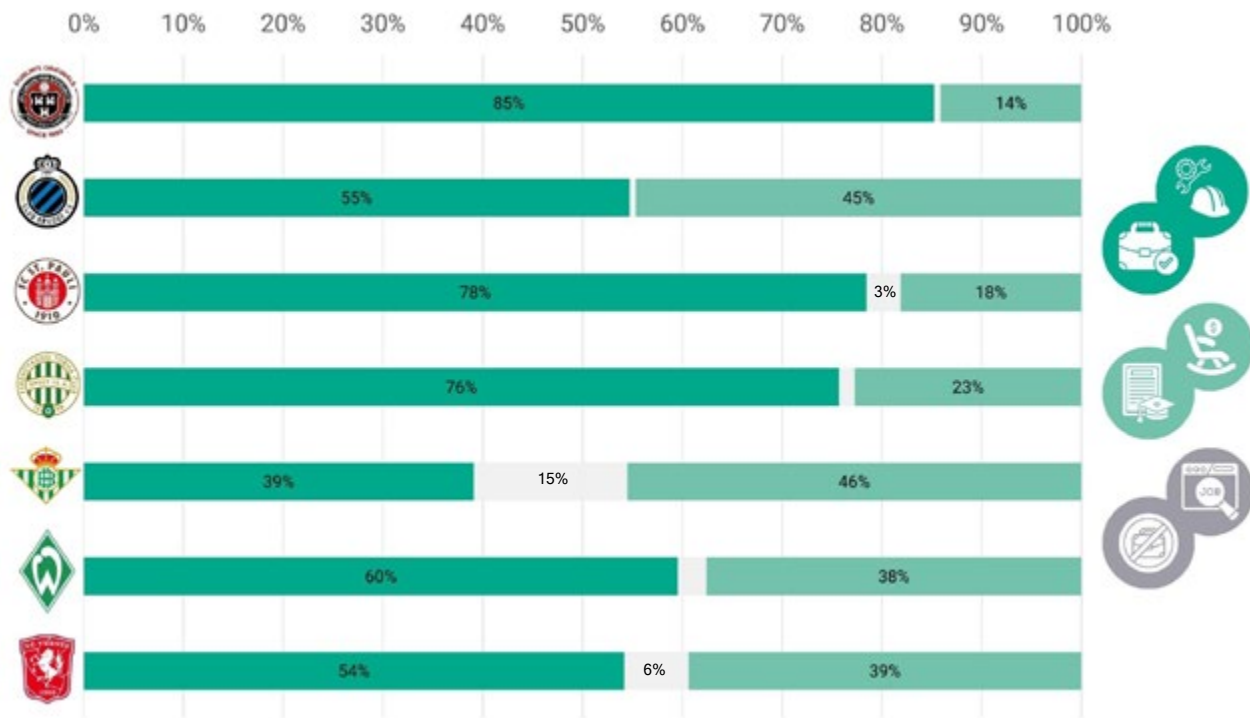


Figure 6 - Club breakdown: Employment status of participants (n=1,415)

### Level of connection to the club

#### Q. Do you feel connected to your football club?

In response to the question, ‘Do you feel connected to your football club?’, the survey revealed that a majority of respondents expressed a strong sense of connection to their club (54%), 25% feel some

what connected, 9% don’t feel as connected as they would like, and 13% do not feel connected to their local club at all (Figure 7).

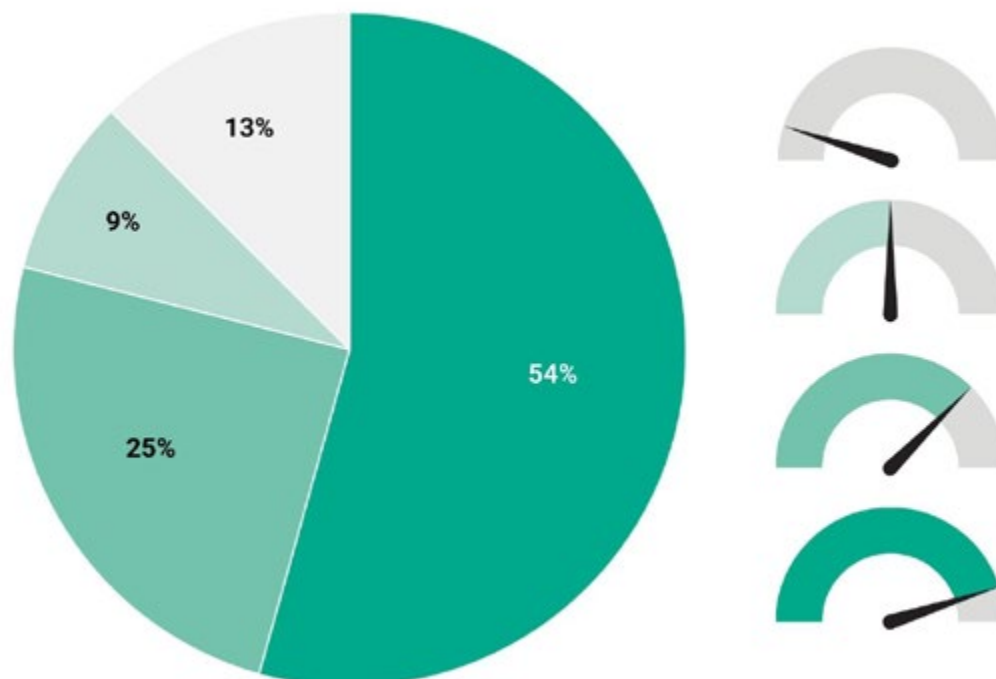


Figure 7 - Level of connection to the club (n=1,430)

Comparing each club, a majority of participants feel very connected to their club at Real Betis (85%), FC Saint Pauli (73%), SV Werder Bremen (58%), Club Brugge (56%) and Bohemian F.C. (54%). 43% of FC Twente participants and 31% of Ferencvárosi TC participants feel very connected to their club. These results are likely to reflect the communication and promotion methods used by each club. For example, FC Twente and Ferencvárosi TC adopted a face-to-face approach in their local neighbourhoods, which may have increased the likelihood of

engaging with community members who are not currently fans.

Interestingly, Ferencvárosi TC and Bohemian F.C. have the most significant proportion of participants who feel they are ‘not as connected to the club as they would like to be’ at 15% and 12% respectively. This presents an opportunity for these clubs to actively engage with local community members and expand their local fan base (Figure 8).

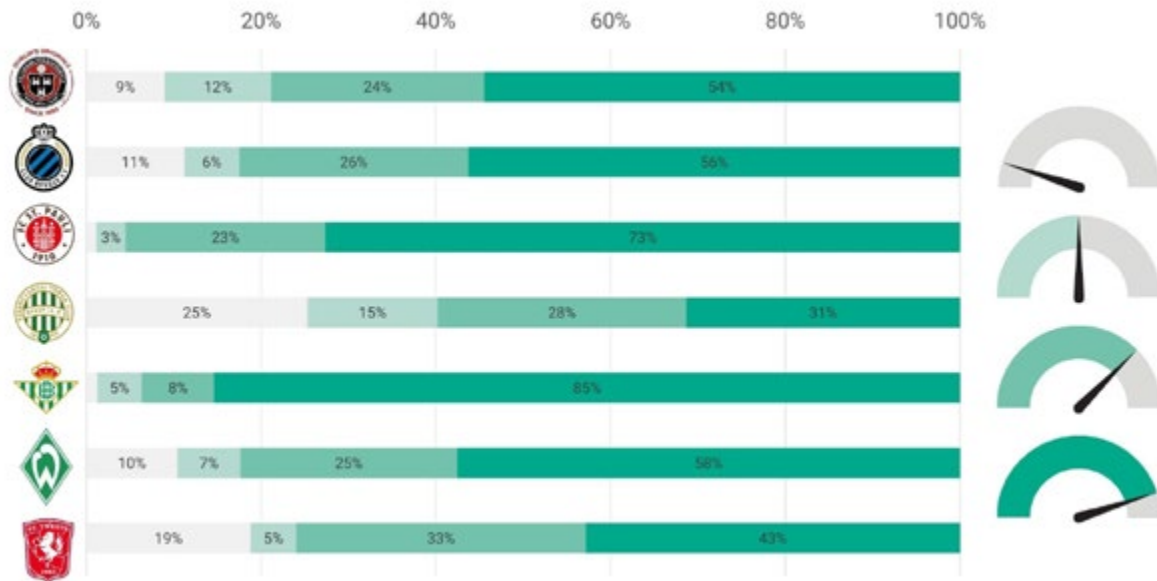


Figure 8 - Club breakdown: Level of connection to the club (n=1,430)

### Community Cohesion

#### Q. Do you feel connected to your local community?

79% of participants feel somewhat or very connected to their local community. 15% don't feel as con

ected as they would like to be and 6% do not feel connected at all (Figure 9).

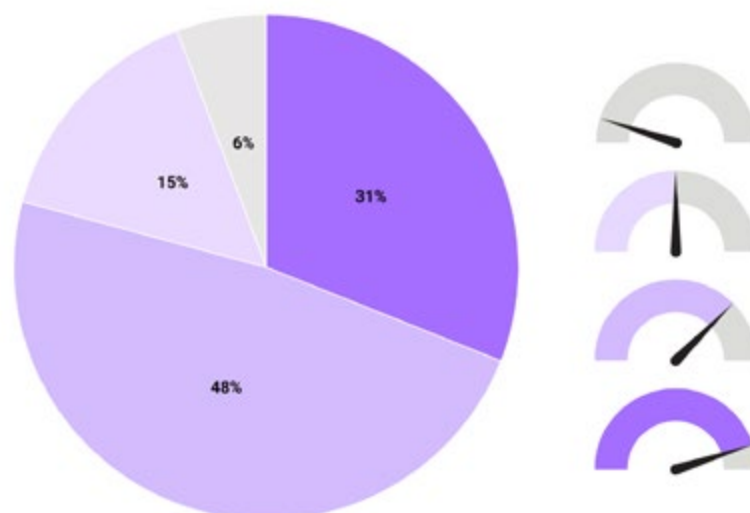


Figure 9 - Level of connection to the local community (n=1,428)

The percentage of participants that feel very connected with their local community is highest at Ferencvárosi TC (44%) followed by Club Brugge (38%)

and FC Twente (31%). Bohemian F.C. participants are most likely to want to feel closer to their community than they do now (Figure 10).



Figure 10 - Club breakdown: Level of connection to the local community (n=1,428)



## 4. RESULTS

### 4.1. THE ROLE OF FOOTBALL CLUBS IN DEVELOPING SOLUTIONS TO CLIMATE CHANGE

**Q. Who do you think should be involved in developing solutions to climate change?**

**A majority of participants believe that football clubs have a role to play in developing solutions to climate change.**

When asked who should be involved in developing solutions to climate change, a majority of participants believe that football clubs should play a role (53%). This perception was highest amongst Bohemian F.C. participants at 80%. More than six in ten SV Werder Bremen and FC. St Pauli participants agree that football has a key role to play.

This is followed by Real Betis at 55% and Club Brugge at 50%. This perception is lowest amongst fans and community members of Ferencvárosi TC and FC Twente (Figure 11).

Participants had the option to select more than one answer to the question 'Who should be involved in developing solutions to climate change?'. Overall, 79% of participants say that the national government has a significant role to play, and 75% say that the local government has a significant role to play.



Figure 11 - Club breakdown: Role of football clubs in developing solutions to climate change (n=1,407)

### 4.2. ACCESS TO DECISION-MAKING

**Q. To what extent do you agree or disagree that you and your neighbours have a voice or a say in local decision-making?**

**One-quarter of participants feel that their voice is not heard when it comes to local decision-making and 37% are on the fence. This perception is highest amongst Bohemian F.C. participants at 41% (Figure 12).**

At the club level, results vary widely. Bohemian F.C. participants are most likely to disagree with this sentiment; 41% disagree or totally disagree that

they and their neighbours have a voice in local decision-making. This is followed by participants of FC St. Pauli, Club Brugge, and Ferencvárosi TC where 36%, 34% and 29% of participants do not feel that they have a say (Figure 13).

A majority of Real Betis and FC Twente participants agree or strongly agree that their community has a voice in local decision-making. This perception is strongest amongst Real Betis participants, where seven in ten agree or strongly agree that they have a say in the decisions that are made locally.

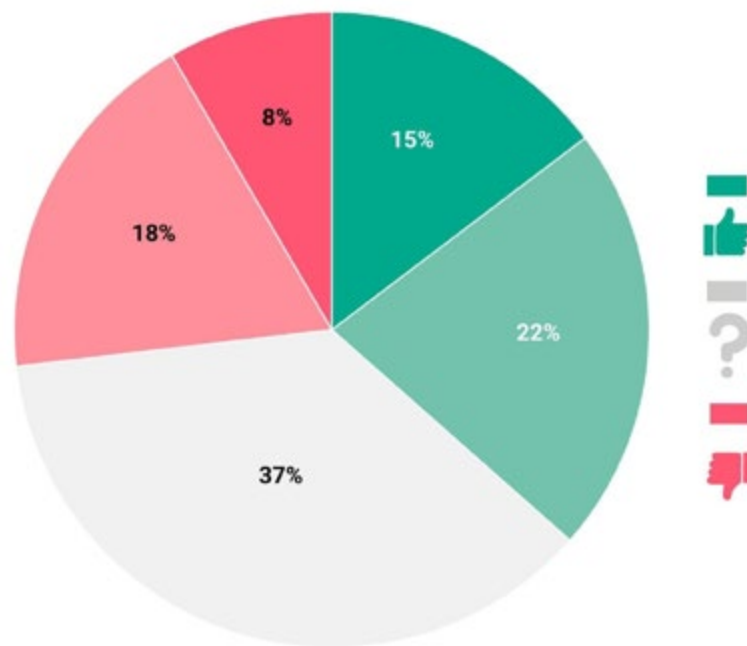


Figure 12 - Access to local decision-making (n=1,416)

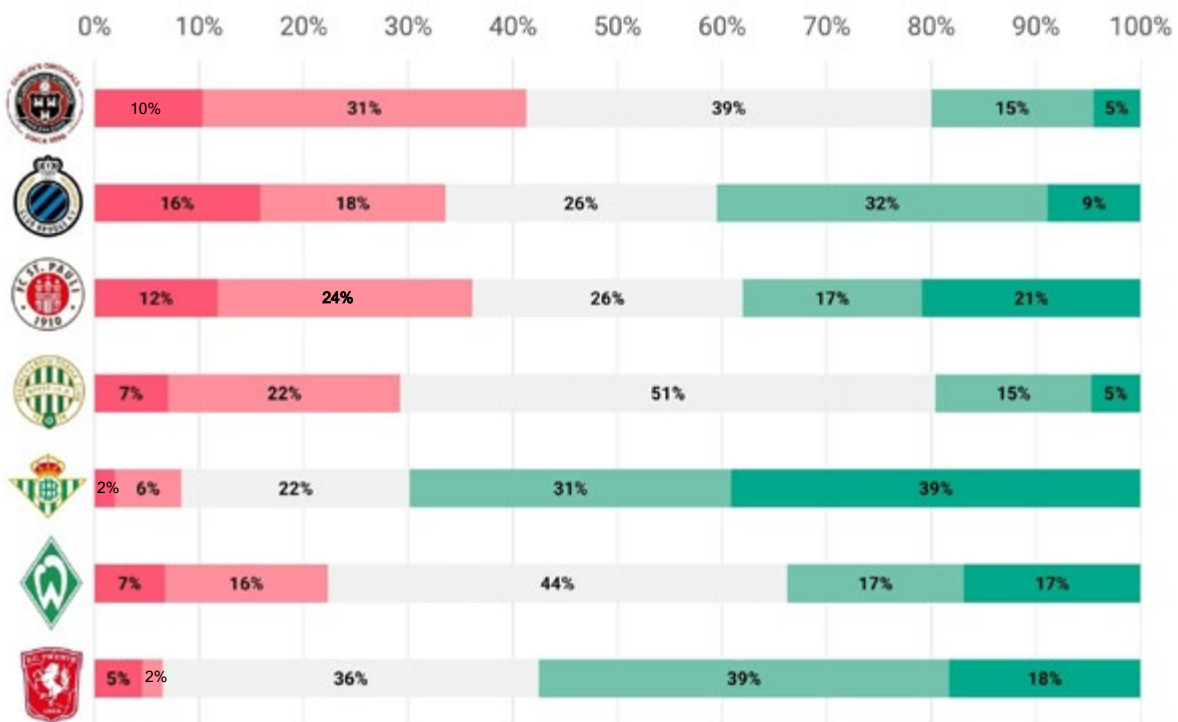


Figure 13 - Club breakdown: Access to local decision-making (n=1,416)

### 4.3. THE ENERGY TRANSITION

**Q. Do you use fossil fuels to heat or cool your home?**

At least 61% of participants use fossil fuels to heat or cool their homes. 13% are unsure.

61% of participants use fossil fuels to heat or cool their homes. 25%, or one in four say they do not, 13% are unsure, and 1% selected the 'other' option (Figure 14).

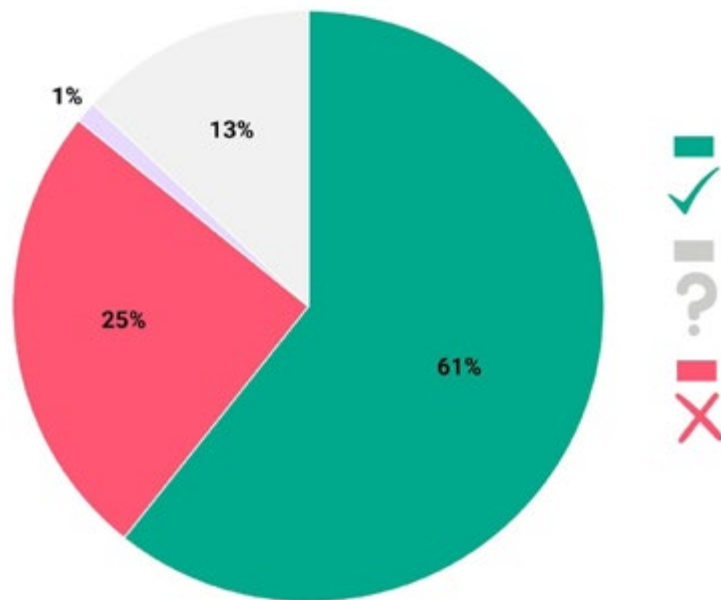


Figure 14 - Fossil fuel use at home (n=1,425)

More than seven in ten participants at Ferencvárosi TC, Bohemian F.C. and Club Brugge use fossil fuels to heat or cool their homes. This figure may be higher in reality due to the significant percentage of people

who are unsure if their home heating/cooling uses fossil fuels or not. Reliance on fossil fuels is lowest amongst Real Betis participants at 11% (Figure 15).

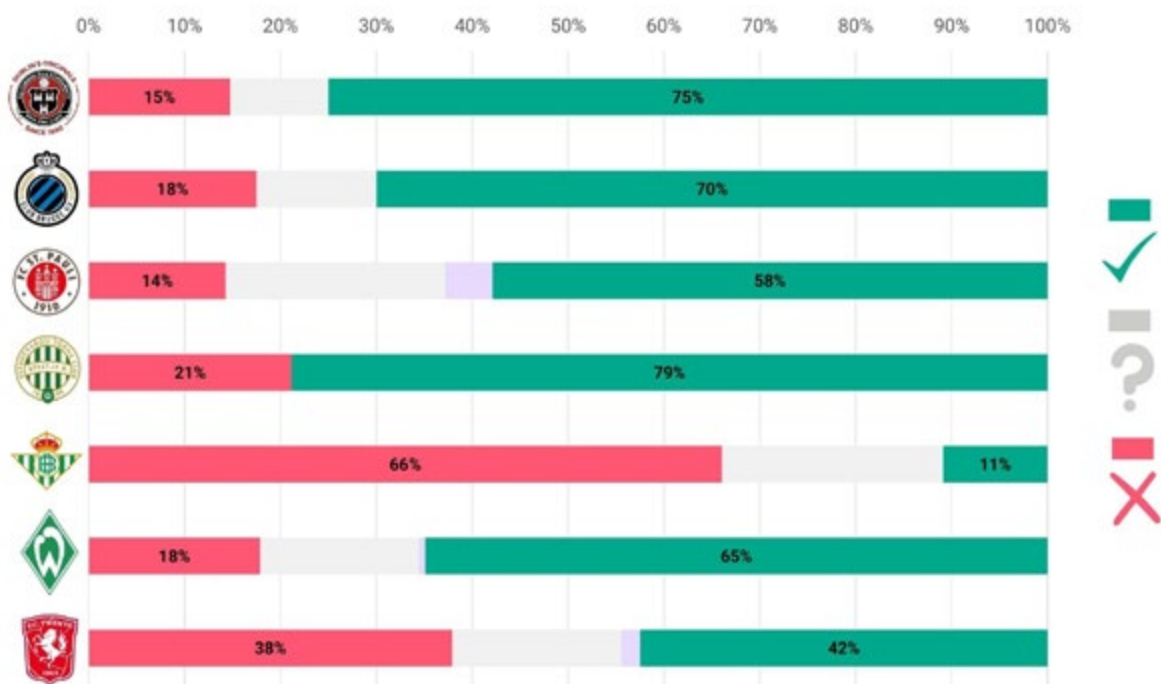


Figure 15 - Club breakdown: Fossil fuel use at home (n=1,425)

**Q. What is the main type of fuel used to heat or cool your home? – GAS.**

When asked ‘What is the main type of fuel used to heat or cool your home?’ a majority of participants noted that gas is the fuel they use most at home (68%). This reliance on gas is particularly high at Club Brugge (86%) and Bohemian F.C. (81%) and lowest among Real Betis (26%) and FC St. Pauli participants (50%) (Figure 16).

When interpreting the results of this question, it is important to note that participants had the option to select more than one answer to the question ‘What is the main type of fuel used to heat or cool your home?’

Participants reported a diverse mix of fuel sources for home heating. Gas is analysed in more detail here as it is reported as being used much more widely across the participating geographies than any other fuel source.

The only exceptions to that are Real Betis and FC St. Pauli participants. 88% of Real Betis participants use electricity as their main form of energy and at FC St. Pauli, a combination of factors accounts for their lesser reliance on gas. For example, 22% cite district heating as their main form of energy while a further 22% say they are unsure what fuel they use to heat their home.

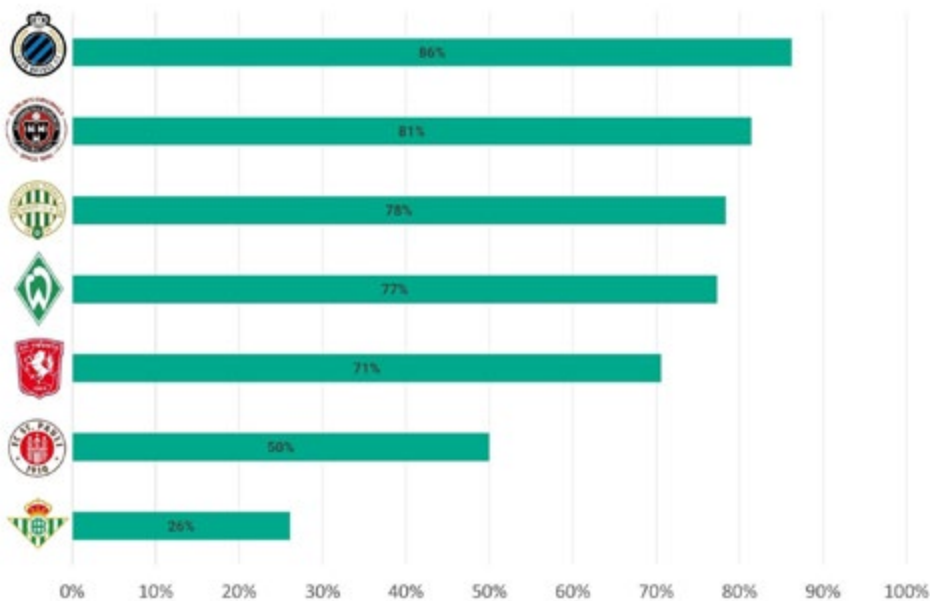


Figure 16 - Club breakdown: Main type of fuel used at home – GAS (n=1,413)

**Energy costs**

**Q. How often do you have difficulties paying your energy bills?**

*One-quarter of participants have trouble paying their energy bills some or most of the time (Figure 17).*

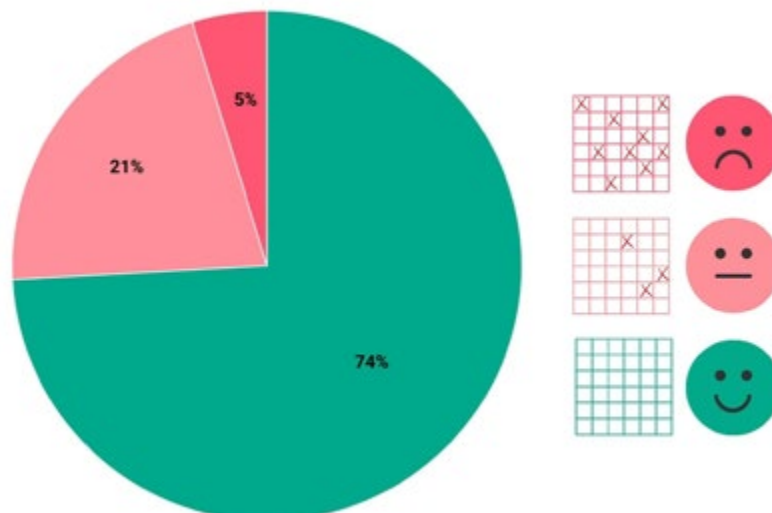


Figure 17 - Difficulties paying energy bills (n=1,415)



5% of survey participants are struggling to pay their energy bills most of the time. This is highest amongst Real Betis (15%) and FC Twente participants (11%) and lowest amongst Club Brugge (1%) and FC St. Pauli participants (0%). 21% of participants have difficul-

ties paying their energy bills some of the time. This is most common among Real Betis (38%), Bohemian F.C. (38%) and FC Twente participants (31%) (Figure 18).

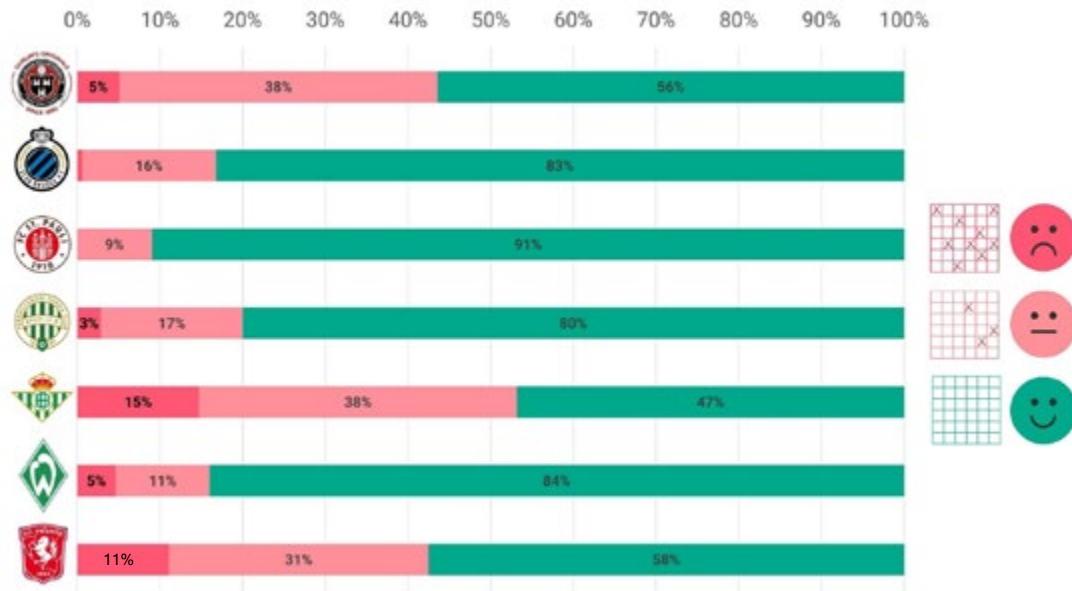


Figure 18 - Club breakdown: Difficulties paying energy bills (n=1,415)

### A need for home energy upgrades

**Q. Do you think your home needs an energy efficiency upgrade? E.g. Insulation, heat pump, solar heating, solar electricity.**

Almost seven out of ten participants believe that their home needs an energy efficiency upgrade.

Almost eight out of ten feel that homes in their neighbourhood need an upgrade.

69% of survey respondents think that their home needs an energy efficiency upgrade. 22% say they do not and 9% are unsure (Figure 19).

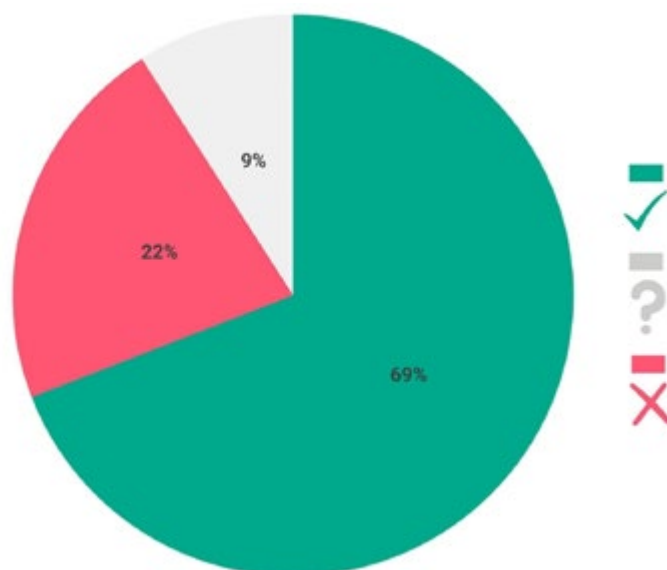


Figure 19 - Need for an energy efficiency upgrade (n=1,423)

A majority of participants in 5 out of 7 participating clubs believe that their home needs an energy efficiency upgrade. This opinion is most prevalent among fans of SV Werder Bremen (81%), Bohemian

F.C. (80%), Ferencvárosi TC (77%) and FC St. Pauli (75%). On the contrary, just 48% of FC Twente fans and 46% of Club Brugge fans feel similarly (Figure 20).

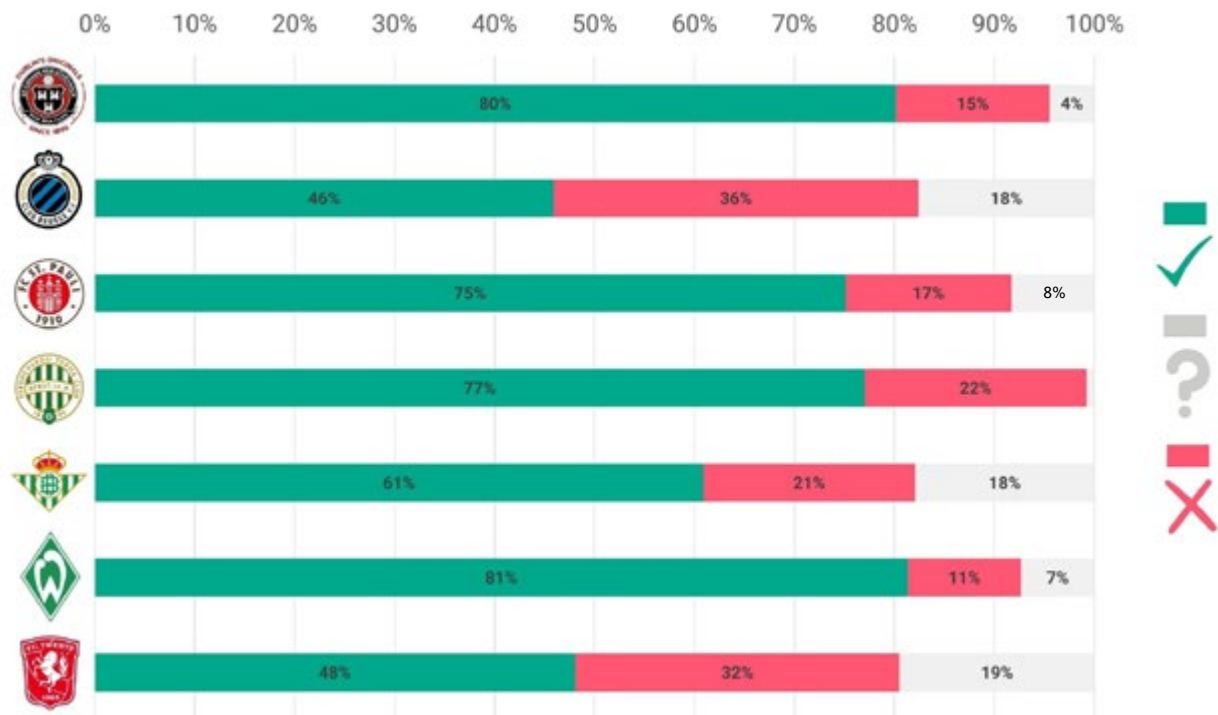


Figure 20 - Club breakdown: Need for an energy efficiency upgrade (n=1,423)

**Q. Do you think that other homes in your neighbourhood need an energy efficiency upgrade?**

When participants were asked if they think their homes in their neighbourhood need an energy efficiency upgrade, a majority of participants across all clubs believe homes in their neighbourhood need

an energy efficiency upgrade. This perception is strongest among fans of Bohemian F.C. (93%), FC St. Pauli (85%), Ferencvárosi TC (83%), SV Werder Bremen (82%) and Real Betis (81%). Club Brugge and FC Twente participants were most likely to be unsure of whether their neighbours' homes needed energy efficiency improvements (Figure 21).



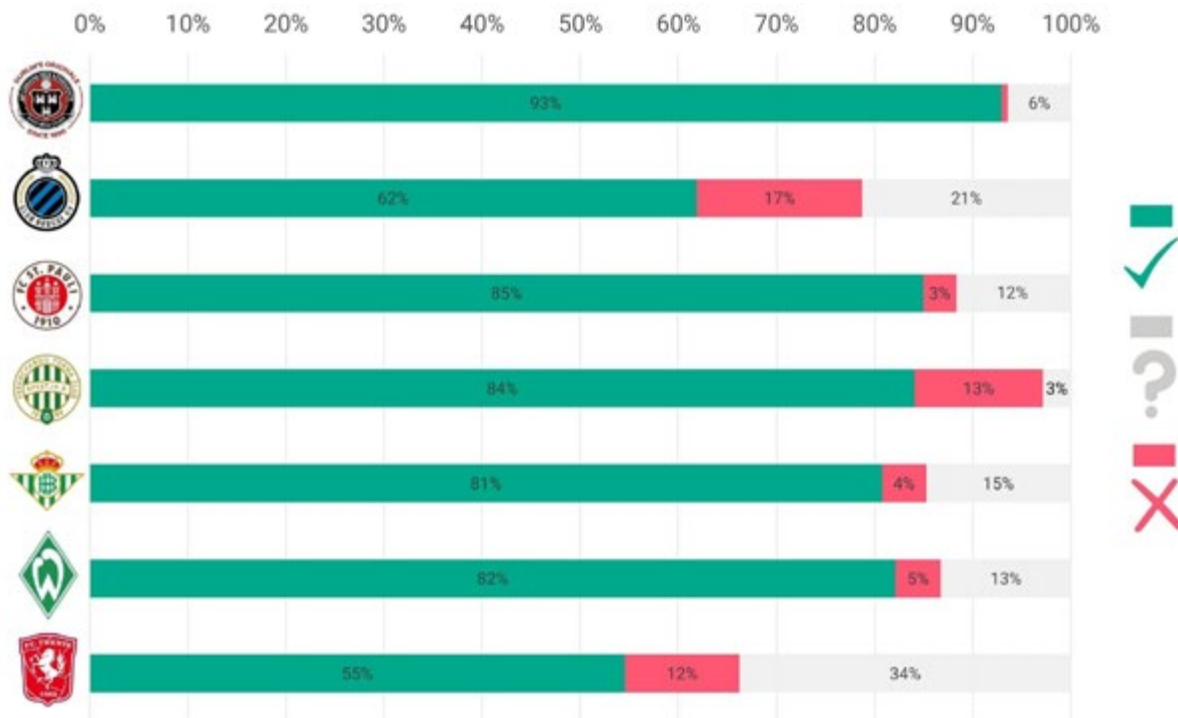


Figure 21 - Club breakdown: Neighbourhood need for an energy efficiency upgrade (n=1,426)

### 4.4 MOBILITY

**Q. How do you usually travel from your home to go to work, school, appointments or football games?**

21% of survey respondents use a private vehicle such as a car or van to get to where they need to go. Public transport and cycling are the main modes of transport used by most participants and almost 80% use sustainable travel modes.

Mobility patterns vary significantly at the club level.

Public transport (bus, train or tram) is the most commonly used mode of transport for travel to work, school, appointments, and football games (31%), closely followed by bicycles (30%). 17% of participants cited travel on foot as their main mode and a further 17% cited a car, van, or motorcycle as the mode they use most often (Figure 22).

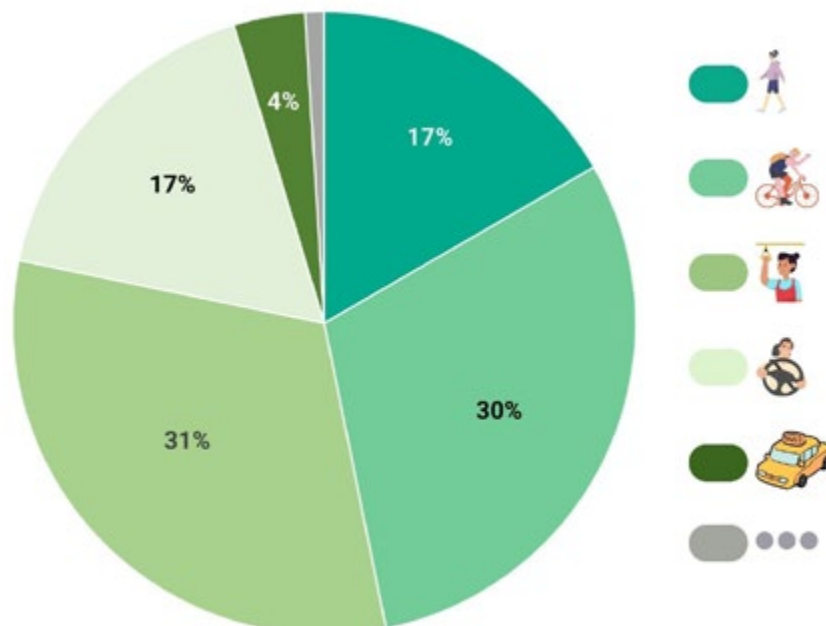


Figure 22 - Main mode of transport (n=1,429)

Mobility patterns vary significantly on a club-by-club basis. 39% of Real Betis participants travel by private vehicle (in a car, van or motorcycle, or as a passenger) in comparison to SV Werder Bremen and

FC St. Pauli where just 11% and 10% of participants use a private vehicle as their main mode of transport (Figure 23).

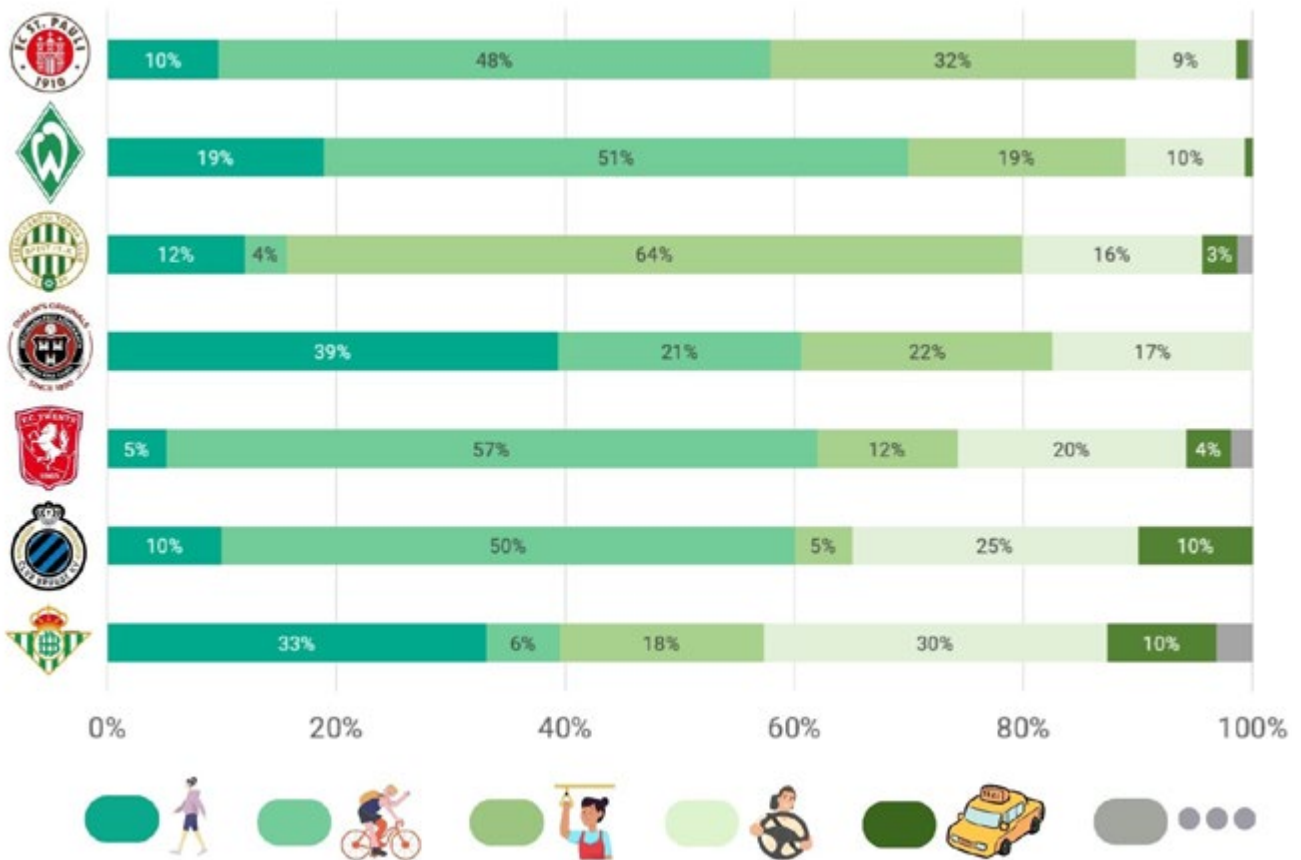


Figure 23 - Club breakdown: Main mode of transport (n=1,429)

## 4.5. FOOD

**Q. Do you and your neighbours have access to affordable local food nearby?**

18%, or almost two in ten participants feel they do not have access to affordable local produce near their homes (Figure 24).

At the club level, this perception is strongest at FC Twente, where one-quarter of participants do not have access to affordable local produce near their home followed by Ferencvárosi TC (23%) and Bohemian F.C. (18%) (Figure 25).

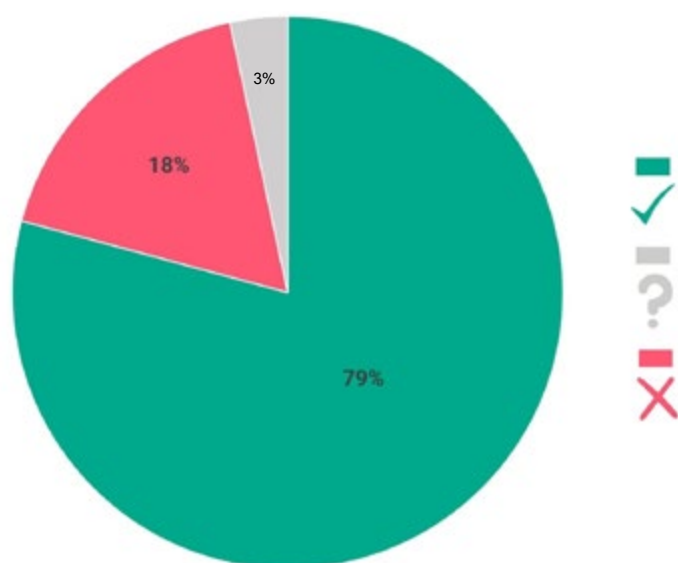


Figure 24 - Access to affordable local produce (n=1,426)

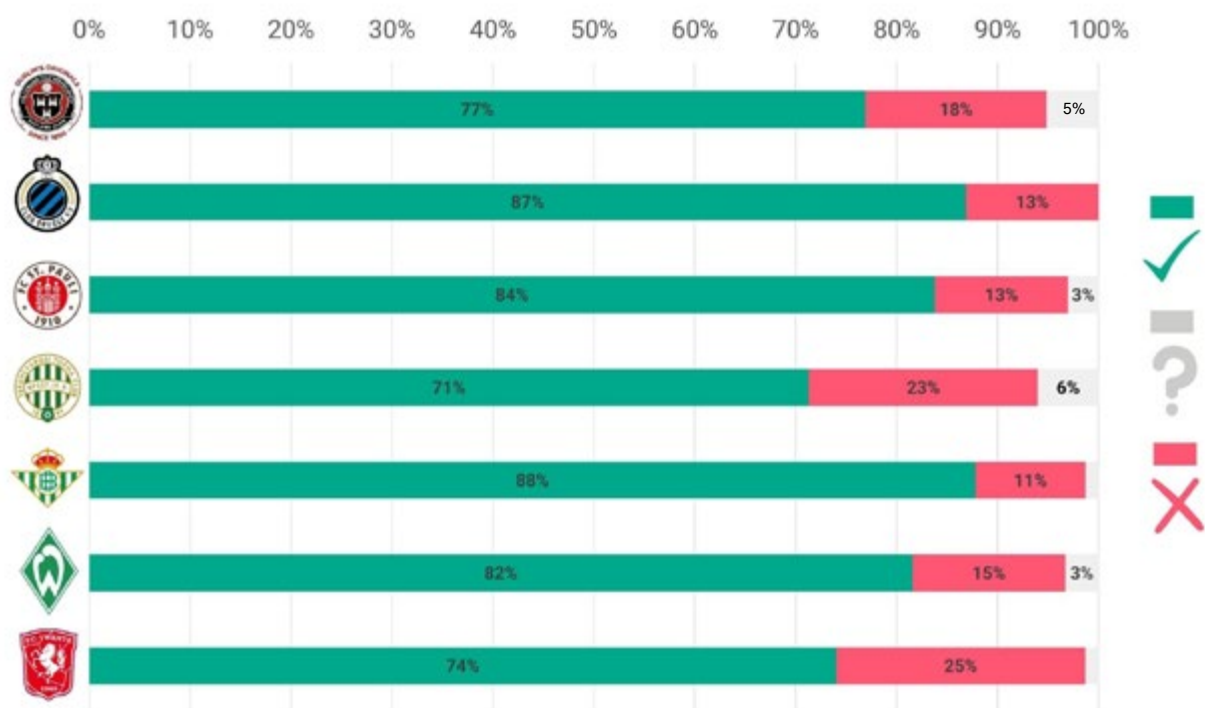


Figure 25 - Club breakdown: Access to affordable local produce (n=1,426)

## 4.6. ACCESS TO GREEN SPACE AND CLEAN AIR

### Green Space

**Q. How long does it take to walk from your home to the nearest public green space?**

55% of participants live within a 5 minute walk of public green space. A further 28% live within a 6-10 minute walk. 15% of participants, or three in twenty, live within an 11-30 minutes' walk of public green space. This is highest at FC Twente, where one in four participants live more than an 11 minute walk from publicly accessible green space.

A majority of participants live within a five-minute walk of public green space (55%). 83% live within a 10-minute walk. 13% live within an 11-20-minute walk and 3% live more than 20 minutes of walking distance to a public green space (Figure 26).

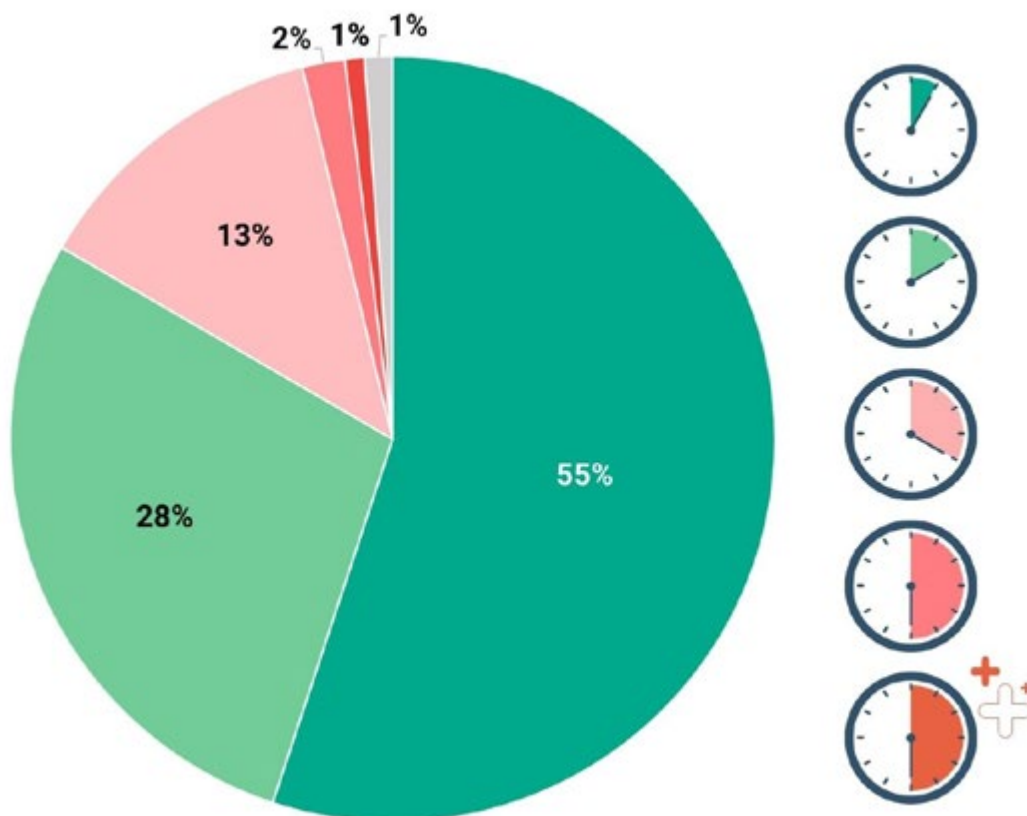


Figure 26 - Time to green space (n=1,430)

A majority of participants from most clubs live within a five-minute walk of green space. The exceptions to that are Ferencvárosi TC and FC Twente where a majority of participants live between a 6–20 minute

walk from a public green space. One in four FC Twente participants live between an 11 and 30-minute walk from their nearest public green space (Figure 27).

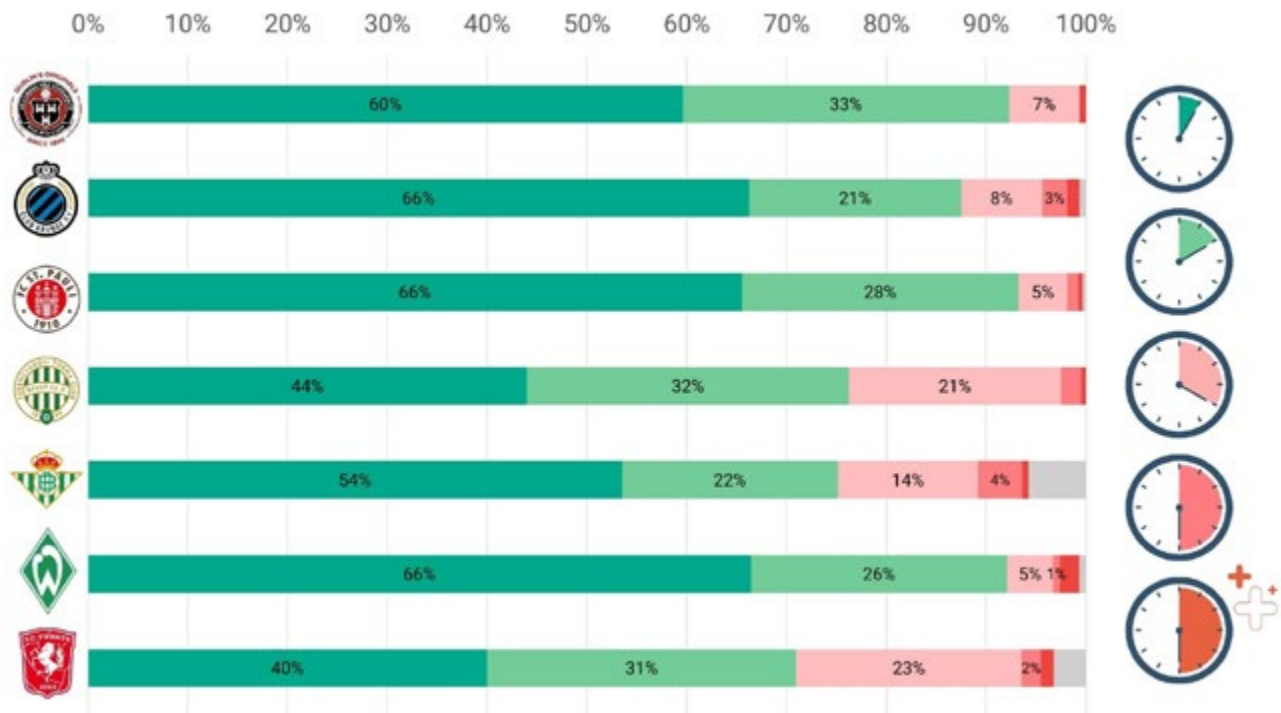


Figure 27 - Club breakdown: Time to green space (n=1,430)

**Q. How satisfied or dissatisfied are you with the quality of green space near your home?**

17% are fairly or very dissatisfied with the quality of green space near their home. Dissatisfaction is highest among Real Betis and Ferencvárosi TC participants, where almost a quarter of participants (23%) are dissatisfied with the quality of green space near their home. 25% are very satisfied.

A majority (57%) of participants are fairly satisfied with the quality of public green space near their homes and one-quarter are very satisfied. 17% are fairly or very dissatisfied with the quality of green space near their home (Figure 28).

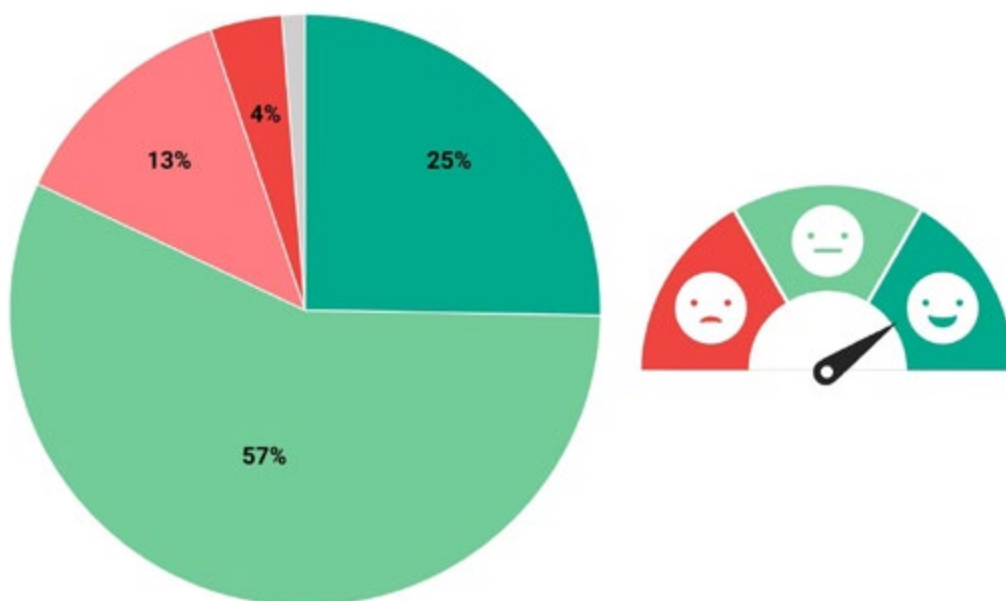


Figure 28 - Quality of green space (n=1,428)

Dissatisfaction is highest amongst Real Betis and Ferencvárosi TC participants, with almost a quarter of participants (23%) dissatisfied with the quality of public green space available locally, followed by Bohemian F.C. (18%), FC Twente (15%), and FC St.

Pauli (15%). The lowest level of dissatisfaction was gauged among Club Brugge participants with just 5% dissatisfied with the quality of green space near their homes (Figure 29).

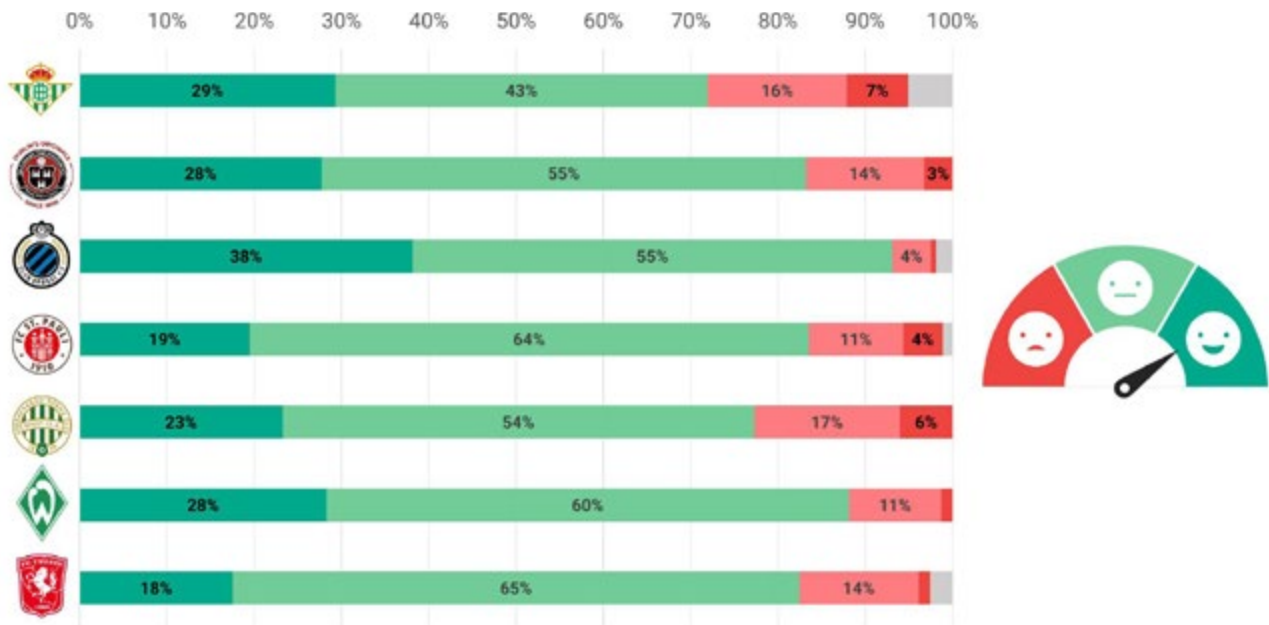


Figure 29 - Club breakdown: Quality of green space (n=1,428)

### Clean Air

**Q. Is air pollution an issue in your neighbourhood?**

When asked if air pollution is an issue locally, participants are more likely to say yes (43%) rather than no (38%). 18% are unsure (Figure 30).

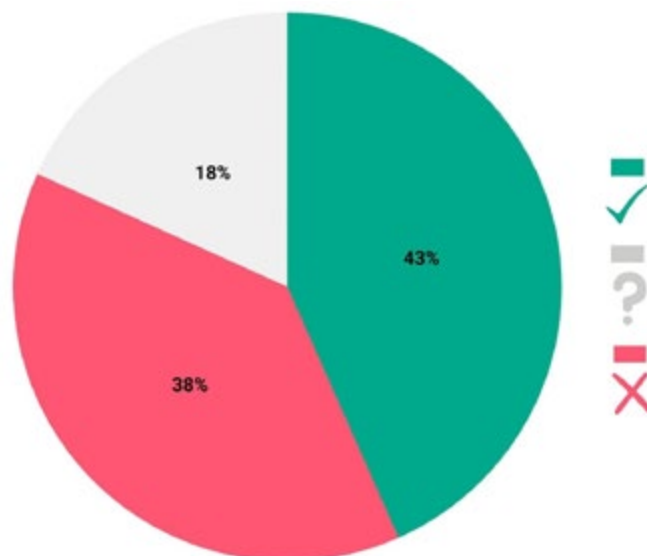


Figure 30 - Access to clean air (n=1,430)

At the club level, perceptions of air pollution as a local issue are highest among Ferencvárosi TC participants at 67%, followed by FC St. Pauli at 59% and Bohemian F.C. at 46%. Club Brugge and FC Twente participants are least likely to perceive air pollution

as a problem in their neighbourhood (13% and 11% respectively) although it is worth noting that FC Twente participants are most likely to be unsure (Figure 31).



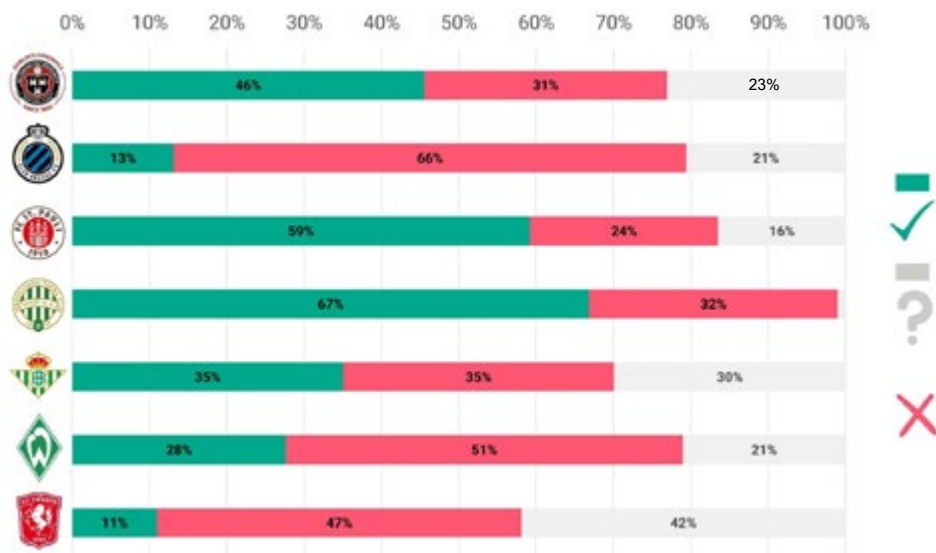


Figure 31 - Club breakdown: Access to clean air (n=1,430)

## 4.7. LALIGA

By distributing the survey through their networks, FUNDACIÓN LALIGA collected 50 community survey responses and 186 responses from fans living outside of a 4-kilometre radius of the club they support. While the sample of 50 is too small to analyse alone, the sample of 186 can be examined. As discussed in Chapter 2 of this report, different survey questions were presented depending on whether a participant lived within, or further than the 4-kilometre radius.

### Q. As a football fan, do you feel connected to your football club?

When LALIGA participants were asked if they feel connected to their club, 8 in 10 say they feel somewhat or very connected to their club while 20% do not (Figure 32).



Figure 32 - LALIGA: Level of connection to the club (n=232)

### Q. In which areas would you like to see more commitment from your club?

Respondents were then asked where specifically, they would like to see more commitment from their club. 37% (or 84 out of 230) say they would like to see a higher commitment from clubs in the area of climate action. Participants had the option to select more than one answer to the question 'In what ar-

reas would you like to see more commitment from your club?'. Alongside climate action, 45% of participants say they would like to see their clubs doing more to tackle social exclusion (Figure 33).

This represents an opportunity for clubs and leagues to address social inequalities and promote social inclusion by ensuring that community-led climate action initiatives are accessible and inclusive to all, regardless of income, background, or ability.

This can involve supporting projects that target marginalised groups or facilitating participation in deci-

sion-making processes related to climate action.



Figure 33 - LALIGA: In what areas would you like to see more commitment from your club? (n=230)

**Q. Should the world of football take action on climate change in the same way it works on other issues?**

When asked if the world of football should take action on climate change in the same way it works on other societal issues, 85% either agree or

totally agree that football should commit to tackling climate change. 70% of LALIGA participants totally agree while a small minority (6%), disagree or totally disagree (Figure 34). Examining perceptions relating to a football match itself, 81% would be happier to participate in a match that is environmentally friendly (Figure 35).

**Q. If I know that a football match is environmentally friendly, I will be happier to participate in it**

There is a strong appetite amongst LALIGA participants for the world of football to prioritise climate action in the same way it does with other issues such as discrimination or racism. In addition, there

is scope for increased commitment to climate action and social inclusion to be undertaken in tandem. This sentiment, alongside the findings from section 4.1, highlight the unique role that football clubs and football leagues can play in securing a more sustainable, safer, and fairer future.



Figure 34 - LALIGA: Should football prioritise climate action? (n=181)



Figure 35 - LALIGA: Environmentally friendly football matches (n=181)

## 5. CONCLUSION

The approach to this survey has been guided by the People's Transition model—a model that highlights the need for climate action that improves people's lives and reduces inequality. To do this successfully, climate action must address the needs and priorities of local communities.

Through this survey, we have begun to build a picture of the climate and environmental challenges facing football fans and local community members such as the widespread dependency on fossil fuels in homes, perceptions of poor air quality, and the challenges that many face due to the ongoing cost of living crisis and escalating energy bills.

The Football for Climate Justice project recognises the role of football clubs in the fight for climate justice. The results from this survey reaffirm this sentiment, with a majority of participants identifying football clubs as crucial actors alongside local and national governments, in the development of climate solutions. With just 37% of participants feeling like they get a say in local decision-making,

the co-creation of climate solutions with community members and local fans represents an opportunity to bring climate policy closer to people and communities.

Moreover, the survey reveals a strong connection between local football fans, their communities, and their football clubs. This connection provides a fertile ground for the further development of cohesion and collaboration through community-led climate action projects.

This first step, building a picture of local challenges, allows us to begin to explore ideas that can address community needs while advancing climate action. It is important to emphasise that this survey marks the beginning of a longer process. The further development of ideas and projects aimed at addressing community needs and challenges must involve local fans and community members in deliberations, decision-making, and capacity-building, while prioritising community-led approaches.

## REFERENCES

1. Billsborough J, Leibowitz J, Gabert-Doyon J. Democratising Football. Common Wealth and the Centre for Local Economic Strategies; 2019. Accessed June 26, 2023. <https://cles.org.uk/wp-content/uploads/2019/11/Democraticising-Football.pdf>
2. McCabe S. The People's Transition: Community-Led Development for Climate Justice. TASC; 2020. Accessed June 28, 2023. [https://www.tasc.ie/assets/files/pdf/feps-tasc\\_the\\_peoples\\_transition\\_-\\_2020f.pdf](https://www.tasc.ie/assets/files/pdf/feps-tasc_the_peoples_transition_-_2020f.pdf)
3. What Is Community Wealth Building? The Centre for Local Economic Strategies. n.d. Accessed June 20, 2023. <https://cles.org.uk/community-wealth-building/what-is-community-wealth-building/>
4. Tiberio D, Luca M. Report on the Effectiveness of Environmental Awareness Raising Actions in Stadiums: A Survey of Professional Football Supporters. Life Tackle; 2022. Accessed June 20, 2023. [https://lifetackle.eu/assets/files/Report\\_on\\_the\\_effectiveness\\_of\\_environmental\\_awareness\\_raising\\_actions\\_in\\_stadiums.pdf](https://lifetackle.eu/assets/files/Report_on_the_effectiveness_of_environmental_awareness_raising_actions_in_stadiums.pdf)
5. Juhola S, Heikkinen M, Pietilä T, Groundstroem F, Käyhkö J. Connecting climate justice and adaptation planning: An adaptation justice index. Environmental Science & Policy. 2022;136:609-619. doi:10.1016/j.envsci.2022.07.024
6. Special Eurobarometer 527 Report: Fairness Perceptions of the Green Transition. European Commission; 2022. Accessed November 23, 2022. <https://webgate.ec.europa.eu/ebsm/api/public/deliverable/download?doc=true&deliverableId=83938>
7. Special Eurobarometer 513: Climate Change. European Commission; 2021. Accessed December 20, 2022. [https://climate.ec.europa.eu/system/files/2021-07/report\\_2021\\_en.pdf](https://climate.ec.europa.eu/system/files/2021-07/report_2021_en.pdf)



# FOOTBALL FOR CLIMATE JUSTICE

How do football fans across Europe feel about climate change and their club's role in fighting it.



Co-funded by  
the European Union

Funded by the European Union. Views and opinions expressed are however those of the author(s) only and do not necessarily reflect those of the European Union or the European Education and Culture Executive Agency (EACEA). Neither the European Union nor EACEA can be held responsible for them